

How to create a MOOC-style Video

Pongrapee Kaewsaiha
SSRUIC, 2020

Checklist



Maximum 5 minutes per lesson
(Microlearning)




Viewable on a 3.5-inch smartphone
(iPhone 4)



Don't use copyright contents
(Photo, Music, Font, ...)



Support learning of the disabled
(Blind, Deaf, ...)





1. Microlearning

Divide the content into lessons, so that each lesson can be concluded within **5 minutes**.

1 lesson = 1 video x 5 minutes → **Preferred***

1 lesson = 2 videos x 5 minutes → **Acceptable**

1 lesson = 1 video x 10 minutes → **Try not to have many of this**

A video/lesson longer than 10 minutes →


- Content was not divided evenly *and/or*
- Content was not prepared appropriately

How to control the video length?

- Divide the content evenly
- Prepare a script*
- Rehearse several times
- When recording, speak every single words you prepared

* Live teaching without a script will cause a lot of trouble in the video recording. There will be errors, hesitations and redundancies.





2. Readable on smartphone

All texts must be readable on a 3.5-inch mobile phone screen (iPhone 4).

- Text sizes must be big enough.
- Don't fill the entire screen with text.
- Choose fonts that used in textbooks, *not those used on wedding cards.*
- Choose text/background colors wisely.

Good

Poor

Good

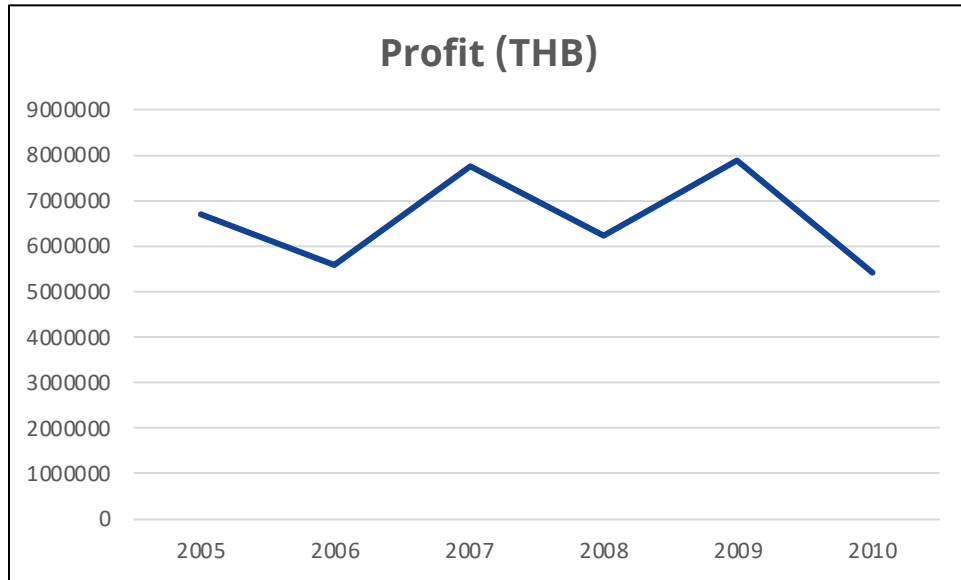
Poor

Where are all the texts?

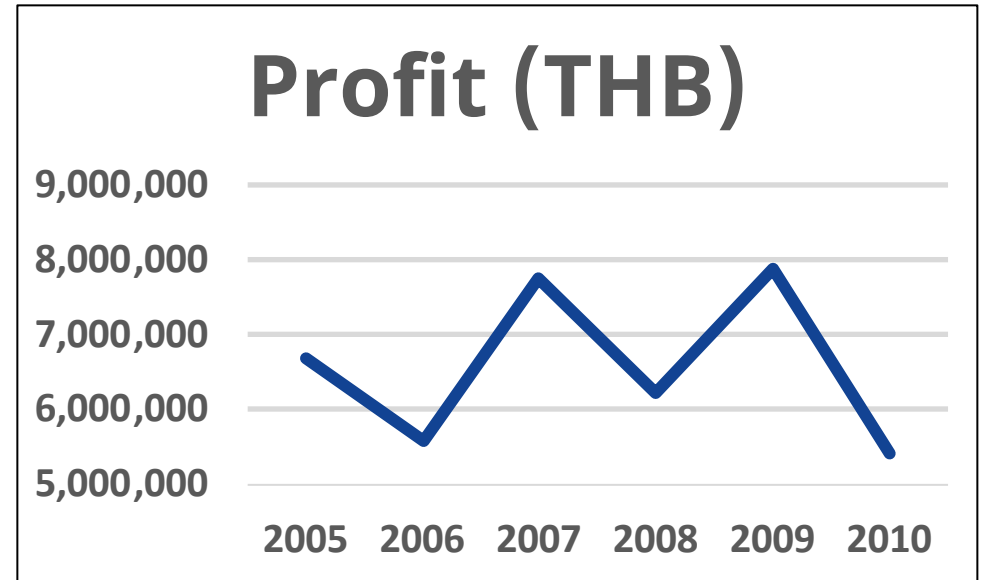


- Headings
- Subheadings
- Bullets
- Paragraph texts

• On the table, chart, graph, and diagram**



Poor (texts are too small)



Good (texts are big enough)

Piano key	12-TET (cents)	Well-Tuned Piano (cents)	Ben Johnston's notation	Interval name
E \flat	0.00	0.00	E \flat	Unison
E \natural	100.00	176.65	F7++	567 th harmonic
F	200.00	203.91	F+	Major tone
F \sharp	300.00	239.61	G77 \flat +	147 th harmonic
G	400.00	470.78	A7 \flat +	21 st harmonic
G \sharp	500.00	443.52	A77 \flat ++	1323 rd harmonic
A	600.00	674.69	B7 \flat +	189 th harmonic
B \flat	700.00	701.96	B \flat	Perfect fifth
B \natural	800.00	737.65	C77 \flat +	49 th harmonic
C	900.00	968.83	D7 \flat	Harmonic 7 th
C \sharp	1000.00	941.56	D77 \flat +	441 st harmonic
D	1100.00	1172.74	E7 \flat +	Inverse <u>septimal</u> comma
E \flat	1200.00	1200.00	E \flat	Octave

Avoid using complex tables.

Things that look fantastic ...

... when printed on a paper or displayed on a projector screen

... may look so poor on mobile phones.

3. Copyrights & Creative Commons



Copyrighted = Must obtain a proper license to use



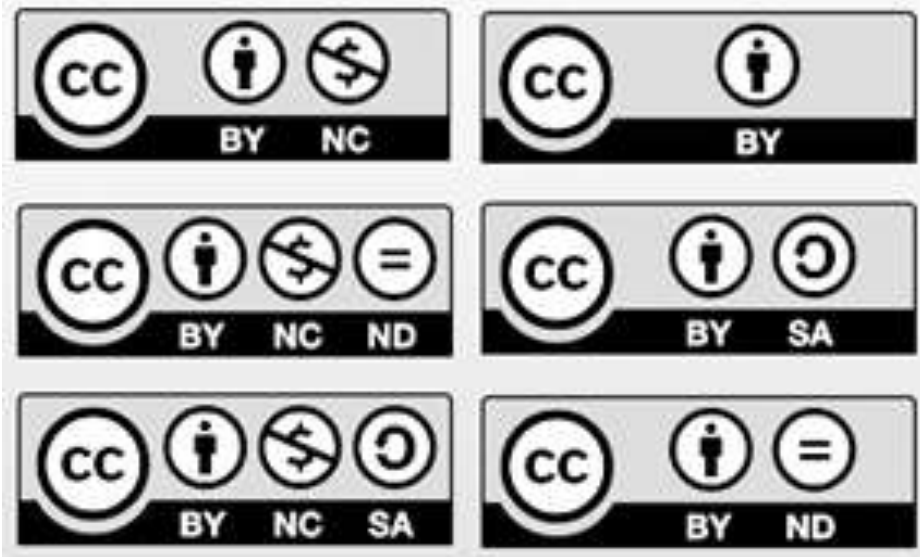
**Creative Common Zero
(or Public Domain)**

= Can use that content without any restriction

Examples: <https://www.publicdomainpictures.net>

<https://pixabay.com>

Creative Common Licenses



- **BY** (Created by) = Attribution required
- **ND** (No Derivative) = Cannot modify
- **SA** (Share Alike) = Must allow reuse
- **NC** (Noncommercial)

* Making money on YouTube = Commercial use

* Having advertisements displayed on the website = Commercial use

Q All  Images  Maps  Videos  News  More

Settings

Tools

Size ▾

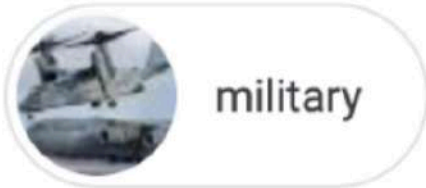
Color ▾

Labeled for Reuse ▲


Type ▾

Time ▾

Clear




military



ww2



concept



wallp

Not filtered by license

Labeled for reuse with modification

✓ Labeled for Reuse

Labeled for noncommercial reuse with modification

Labeled for noncommercial reuse

Google Images

This method cannot differentiate public domain and other creative common licenses.
You must read the license agreement of each photo.



4. Accessibility

- Support learning of the disabled (Blind, Colorblind, Deaf, ...)
- Design the course that allows studying with only voice or visual.
- Create subtitles
- Avoid using color codes without caption



Even with normal people, sometimes they have to watch the video with the sound off (i.e. in the library).

Sometimes they have to turn off the screen and only listen to the lesson (i.e. while driving).

